



Deliver to:  
Name:  
Street:  
Town: Postal code:  
E-Mail:  
Tel: Fax:



Deliver to:  
Name:  
Street:  
Town: Postal code:  
E-Mail:  
Tel: Fax:

Order date:  
Purchase order:  
Number required:

Marked for:  
Sunrise order no:

- ☐ = Standard ☐ = Cost option  
☐ = Price reduction ☐ = No cost option

☐ Order ☐ Calculation ☐ Built 4 me

Reimbursement code:  
Art. no. IC: 765 00 001

Max. user weight: 120 kg  
**USER WEIGHT**  kg

Mandatory information to ensure correct configuration

### Base Price

Measuring tolerances +/- 1,0cm

## CLIENT MEASUREMENTS (all measurements without cushion)

### SEAT WIDTH

cm	34	36	38	40	42	44	46
	<input type="radio"/>	<input type="radio"/>	<input type="radio"/>	<input type="radio"/>	<input type="radio"/>	<input type="radio"/>	<input type="radio"/>

### SEAT DEPTH

		SA frame: short				SA frame: medium		SA frame: long	
cm	36 (1)	38	40	42	44	46	48	50	
	<input type="radio"/>	<input type="radio"/>	<input type="radio"/>	<input type="radio"/>	<input type="radio"/>	<input type="radio"/>	<input type="checkbox"/>	<input type="checkbox"/>	
FF frame: short						FF frame: long			

## FRONT SEAT HEIGHT SELECTION - in dependance of front castors

### FIXED FRONT FRAME

Front seat height in cm

		46	47	48	49	50	51	53
Castor	4"	<input type="radio"/>	<input type="radio"/>	<input type="radio"/>	<input type="radio"/>	<input type="radio"/>	<input type="radio"/>	<input type="radio"/>
	5"	<input type="radio"/>	<input type="radio"/>	<input type="radio"/>	<input type="radio"/>	<input type="radio"/>	<input type="radio"/>	<input type="radio"/>
	6"	<input type="radio"/>	<input type="radio"/>	<input type="radio"/>	<input type="radio"/>	<input type="radio"/>	<input type="radio"/>	<input type="radio"/>

### SWING\_AWAY FRAME

Front seat height in cm

		46	47	48	49	50
Castor	4"	<input type="radio"/>	<input type="radio"/>	<input type="radio"/>	<input type="radio"/>	<input type="radio"/>
	5"	<input type="radio"/>	<input type="radio"/>	<input type="radio"/>	<input type="radio"/>	<input type="radio"/>
	6"	<input type="radio"/>	<input type="radio"/>	<input type="radio"/>	<input type="radio"/>	<input type="radio"/>

## REAR SEAT HEIGHT SELECTION

The rear seat height can only be between 0 cm and 11 cm below the selected front seat height.

Rear Seat Height in cm

		24"	42	43	44	45	46	47	48	49	50
Frame	FF Frame	<input type="radio"/>	<input type="radio"/>	<input type="radio"/>	<input type="radio"/>	<input type="radio"/>	<input type="radio"/>	<input type="radio"/>	<input type="radio"/>	<input type="radio"/>	<input type="radio"/>
	SA Frame	<input type="radio"/>	<input type="radio"/>	<input type="radio"/>	<input type="radio"/>	<input type="radio"/>	<input type="radio"/>	<input type="radio"/>	<input type="radio"/>	<input type="radio"/>	<input type="radio"/>

(1): Not in combination with SA frame

## Please follow this measuring method:

The following method is recommended on the basis of extensive practical experience. Deviations are possible in individual instances.

### Seat width (SW):

- a) For the user: Allow space between sideguard and hip on each side of the chair (approx. 1 - 2 cm altogether)
- b) On the wheelchair: From outside frame tube to outside frame tube.

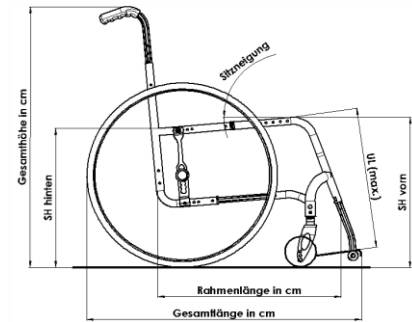


### Seat depth (SD):

- a) For the user: When sitting upright: leave space for 2 - 3 fingers between front edge of the seat upholstery and back of knee. (approx. 3 - 6 cm). Care must be taken with adj. upholstery.
- b) On the wheelchair: From back tube to front of seat upholstery.

### Front seat height:

- a) For the user: When sitting with 90° kneeangle: From back of knee to bottom of shoe sole.
- b) On the wheelchair: From front of seat tube to the ground. (min. 3 cm longer than user measurement) Remember to include the cushion height.



### Rear seat height:

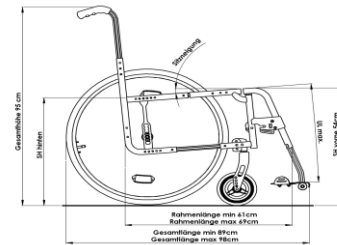
- b) On the wheelchair: From back of seat tube to the ground. Note Max. seat height difference rear to front is 13 cm

### Back height:

- a) For the user: From the seat, including cushion, to be no more than 1 - 2 cm below the lower shoulder blade.
- b) On the wheelchair: From back of seat tube to upper edge of backrest upholstery. Note The user's ability to sit upright has a major influence on the back height and it can therefore differ considerably

### Back angle:

Important: The back height depends on the degree of disability. 0° is the angle 90° to the ground. Negative angles are < 90° and positive angles are > 90°.



## Technical Data Overview:

**Max. overall height:** 95 cm

**Max. overall length:** 98 cm

<b>Max. overall width:</b>	<b>Camber</b>	<b>24" rear wheel</b>
	For 1° camber:	SW + 20 cm
	For 2° camber:	SW + 22 cm
	For 3° camber:	SW + 28 cm
	For 4° camber:	SW + 34 cm

Product is **crash tested according to ISO 7176-19** and therefore approved for transportation in a vehicle

For transport without a user the chair must be safely clamped in the vehicle

Please note that all measurements shown in the table are based on a standard configuration:

Standard chair 40x40 cm, 3° camber; COG 5,6 cm, seat angle 8°

All changes in the configuration might change the seat heights.

Manufacturing tolerances of +/- 1 cm

**SEAT UPHOLSTERY AND CUSHIONS****Seat slings**

EAM020002	●	Seat sling, nylon, 1 utility bag	
EAM020000	○	Without seat sling	

**Seat cushion, cover with zipper, black**

Foam Composite (medium soft)	Thickness:	EAM020101	□ 3 cm	EAM020102	□ 5 cm	
Latex (very soft)	Thickness:	EAM020103	□ 5 cm	EAM020104	□ 8 cm	

**Seat cushion, climatic membrane water-resistant, cover with zipper, black**

Foam Composite (medium soft)	Thickness:	EAM020105	□ 3 cm	EAM020106	□ 5 cm	
Latex (very soft)	Thickness:	EAM020107	□ 5 cm	EAM020108	□ 8 cm	

EAM020150	□	Replacement cover for seat cushion, cover with zipper, black	
-----------	---	--	--

**Jay Cushion - for complete Jay product range see Jay order forms**

JAY020002	□	Jay Basic	
JAY020003	□	Jay Soft Combi P	
JAY020001	□	Jay Easy Visco	

**Seat accessories**

EAM090018	□	Lap belt with buckle, metal	
-----------	---	-----------------------------	--

**BACKREST****Back Height Range**

Back Height	cm	- 2,5	0	+ 2,5
	30	○	○	○
	35	○	○	○
	40	○	○	○
	45	○	○	○

EAM030010	●	Backrest, fixed (90°)	(59° to 105°)	(black anodized only)	
<b>Lumbal bend</b>					
EAM030111	□	Lumbar curve 5° (to the front)			
EAM030112	□	Lumbar curve 10° (to the front)			
EAM030110	□	Lumbar curve 5° (to the back)			
EAM030022	□	Backrest, angle-adjustable, lumbar curve (5°)	(1)	(81° to 99°)	

**Pushhandles** (Choose only one option)

EAM030201	○	Push handles long	
EAM030204	□	Push handles, height-adjustable	(2) (from back height 35 cm)
EAM030203	□	Push handles, fold-down	(3) (from back height 40 cm)

**Backrest Sling**

EAM030316	●	EXO PRO Backrest sling, synthetic fibre, padded, adj., breathable, spacer fabric, 1 accessory bag, black	
		Colour, binding tape: ● Black ○ Orange ○ Silver ○ Red ○ Blue	
EAM030317	□	EXO PRO Backrest sling, synthetic fibre, padded, adj., breathable, spacer fabric, 1 accessory bag, black	
		Colour, binding tape: ● Black ○ Orange ○ Silver ○ Red ○ Blue	
EAM030300	○	Without backrest upholstery	

(1) Not with sideguard, aluminium, wet weatherprotection

(2) In combination with lumbal curve to the back height adjustable pushhandles cannot be moved down completely

(3) Not in combination with fold down back, angle adjustable back; lumbal curve

## Accessory Seat



Lap belt with buckle, metal

## Jay Cushion



JAY020002  
Jay Basic



JAY020003  
Jay Soft Combi P



JAY020001  
Jay Easy Visco

## Backrest Sling



Backrest sling EXO,  
Colour binding tape: silver



Backrest sling EXO PRO,  
Colour binding tape: orange

## Pushhandles



Push handles ,  
height-adjustable



Push handles ,  
fold-down

**JAY BACKS plus ACCESSORIES - for complete Jay product range see Jay order forms****JAY J3 Back - Shallow Contur (SC)**

Mid Thoracic:	<input type="checkbox"/> JAY030010	Medium - 34 cm	<input type="checkbox"/> JAY030033	High - 38 cm		
Upper Thoracic:	<input type="checkbox"/> JAY030012	Short - 42 cm	<input type="checkbox"/> JAY030019	Medium - 46 cm	<input type="checkbox"/> JAY030025	High - 50 cm
Shoulder Height:	<input type="checkbox"/> JAY030015	Short - 53 cm	<input type="checkbox"/> JAY030022	Medium - 57 cm	<input type="checkbox"/> JAY030028	High - 61 cm

**JAY J3 Back - Mid Contur (MC)**

Mid Thoracic:	<input type="checkbox"/> JAY030011	Medium - 34 cm	<input type="checkbox"/> JAY030018	High - 38 cm		
Upper Thoracic:	<input type="checkbox"/> JAY030013	Short - 42 cm	<input type="checkbox"/> JAY030020	Medium - 46 cm	<input type="checkbox"/> JAY030026	High - 50 cm
Shoulder Height:	<input type="checkbox"/> JAY030016	Short - 53 cm	<input type="checkbox"/> JAY030023	Medium - 57 cm	<input type="checkbox"/> JAY030029	High - 61 cm

**JAY J3 Carbon Back - Shallow Contur (SC)**

Lower Thoracic	<input type="checkbox"/> JAY060001	Short - 17 cm	<input type="checkbox"/> JAY060002	High - 24 cm	
Mid Thoracic	<input type="checkbox"/> JAY060003	Short - 30 cm	<input type="checkbox"/> JAY060004	High - 38 cm	

**Jay 3 Back Accessories**

JAY090058	<input type="checkbox"/> JAY Accessory bag	(only with J3 Carbon back)	
WHT030415	<input type="checkbox"/> Whitmyer Headrest, COBRA XTRA, flip back	(only with JAY J3 backs)	
WHT030416	<input type="checkbox"/> Whitmyer Headrest, AXYS, Standard	(only with JAY J3 backs)	

**ARMREST AND SIDEGUARDS**

EAM040120	<input type="checkbox"/> Sideguard, composite, fender (black)	
EAM040104	<input type="checkbox"/> Sideguard, carbon fibre, fender, wet weatherprotection (black)	
EAM040103	<input type="checkbox"/> Sideguard, aluminium, fender, wet weatherprotection (in frame colour)	
EAM040102	<input type="checkbox"/> Sideguard, aluminium, wet weatherprotection (in frame colour)	
EAM040129	<input type="checkbox"/> Fender, composite, riveted, black	(only with EAM040102)
EAM040128	<input type="checkbox"/> Armpad for aluminium sideguard, height adjustable	(only with EAM040102)

**Desk sideguard, flip-up, removable**

EAM040005	<input type="checkbox"/> Desk sideguard, flip-up, remove	
EAM040001	<input type="checkbox"/> Desk sideguard, armpad (25 cm), fixed, flip-up, remove	
EAM040003	<input type="checkbox"/> Desk sideguard, armpad (31 cm), fixed, flip-up, remove	
EAM040002	<input type="checkbox"/> Desk sideguard, armpad (25 cm), height-adjustable, flip-up, remove	(Armpad height min. 28cm)
EAM040005	<input type="checkbox"/> Desk sideguard, flip-up, remove	(Armpad height min. 28cm)

**HANGERS & FOOTPLATES**

EAM050022	<input type="checkbox"/> Footboard, divided, aluminum, angle-adjustable, flip-up (sideways), heel loop, frame colour	
EAM050023	<input type="checkbox"/> Footboard, platform, aluminum, angle-adjustable, flip-up (sideways), heel loop, frame colour	
EAM050126	<input type="checkbox"/> Swing-away mechanism for platform footboard	(1) (min. LLL = 36 cm)
<b>Footplate</b>		<b>(2)</b>
EAM050025	<input type="checkbox"/> Footboard, platform, lightweight, plastic, angle and depth-adjustable, calf strap, black	
EAM050024	<input type="checkbox"/> Footboard, platform, lightweight, aluminum, angle and depth-adjustable, calf strap, frame colour	
EAM050026	<input type="checkbox"/> Footboard, platform, lightweight, carbon fibre, angle and depth-adjustable, calf strap, black	

**Accessories Footplate**

EAM050127	<input type="checkbox"/> Adjustable side protection, to create a side-stop on the footboard	(3)
EAM090019	<input type="checkbox"/> Caddy, flip-up bracket for bags	(min. LLL = 37 cm)

**LOWER LEG LENGTH (LLL) - LLL has to be 2,5 cm lower than front seat height; all measurements in cm**

○ 36    ○ 37    ○ 38    ○ 39    ○ 40    ○ 41    ○ 42    ○ 43  
 ○ 44    ○ 45    ○ 46    ○ 47    ○ 48    ○ 49    ○ 50    ○ 51

**FRAME**

EAM010010	<input type="checkbox"/> Frame FF 105 ° (integrated footrest)	
-----------	---	--

- (1) Only in combination with footboard, platform, aluminium  
 (2) Only in combination with swing-away mechanism  
 (3) Only in combination with footboard, platform, lightweight

## Jay Back

JAY J3 Shallow  
Contour



JAY J3 Mid  
Contur



## Sideguards



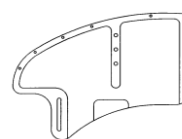
EAM040115  
Aluminium



EAM040103  
Aluminium with fender

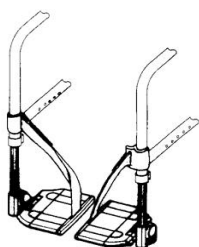


EAM040104  
Carbon with fender

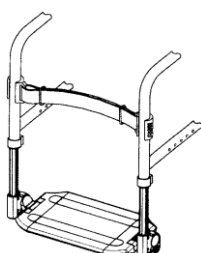


EAM040102  
Composite, fender

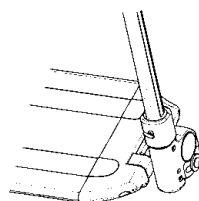
## Footrest



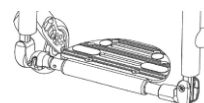
EAM050022  
divided



EAM050023  
platform



EAM050126  
swing away mechanism for  
platform footrest



EAM050025  
Footboard lightweight



EAM090019  
Caddy

## Frameversion



EAM010010  
FF - integrated footrest



EAM010015  
SA - swing away footrest



# Quickie Easy<sup>max</sup>

● = Standard      ○ = No cost option      □ = Cost option

Price in €

## FRAME ACCESSORIES

EAM090010	□ Transit wheels (1)	
<b>Tip assist</b>		
EAM090001	□ Left      or      EAM090002      □ Right	
EAM090003	□ Pair	
<b>Anti-tip tubes, swing-away</b>		
EAM090004	□ Left      or      EAM090005      □ Right	
EAM090006	□ Pair	

## PREPARATION FOR ATTITUDE ADD-ON BIKE - only with FF-Frames

EAM090211	□ without ATTITUDE order	(docking pins assembled)	
EAM090212	○ with ATTITUDE order	(docking pins assembled; ATTITUDE order seperately)	

## EMPULSE F55 BUNDLING

EMO000101	○ With F55 order, not mounted to the wheelchair	(Please use separate OF to order the F55.)	
EMO000102	○ With F55 order, mounted to the wheelchair	(Please use separate OF to order the F55.)	

## FORK

Please compare with your choice on page 1)

EAM080104	□ Spacers (10 mm and 20 mm) for castor fork	
-----------	---	--

## CASTOR

Please compare with your choice on page 1)

EAM080301	○ Castor, solid (hard), rim: composite	
EAM080302	○ Castor, solid (soft), rim: composite	
EAM080303	□ Castor, solid (hard), light-up, rim: composite	
EAM080304	□ Castor, solid (hard), rim: aluminium	

## REAR WHEELS

EAM070002	○ Rear wheel, Design, 36 spokes, straight spokes	
EAM070001	○ Rear wheel, Universal, 36 spokes, cross-wise spokes	
EAM070003	□ Rear wheel, Lightweight, 24 spokes, straight spokes (3)	
EAM070009	□ Rear wheel, Mountainbike, 36 spokes, straight spokes (4)	
EAM070010	□ Mountainbike wheel, replacement kit incl. tyre (extra coarse profile)	
EAM070005	□ Rear wheel, Spinergy, 18 spokes (black), straight spokes; hub: silver (4)	

## TYRES

(choose only one tyre type)

EAM070101	○ Tyre, pneumatic, fine profile, Schwalbe Right Run	
EAM070102	○ Tyre, puncture proof, tread	(only 24")
EAM070107	□ Tyre, pneumatic, slick, Schwalbe One	(only 24")
EAM070104	□ Tyre, pneumatic, puncture proof, tread, Schwalbe Marathon Plus Evolution	(only 24")
EAM070106	□ Tyre, pneumatic, tread, Schwalbe Downtown Two Grip	

## HANDRIM

### Handrim

EAM070202	○ Handrims, aluminium, anodised, silver	
EAM070201	○ Handrims, aluminium, powder-coated, clear	
EAM070204	○ Handrims, stainless steel, silver	
EAM070203	□ Handrims, aluminium, powder-coated, coloured	
EAM070206	□ Handrims, titanium, powder-coated, clear	
EAM070205	□ Handrims, titanium, untreated	
EAM070207	□ Handrims, Supergrip ®	
EAM070208	□ Handrims, Maxgrepp ®	

### Handrim mount (Distance between handrin and rim in mm in brackets)

EAM070327	○ Handrim mount, wide (27 mm)	
EAM070317	○ Handrim mount, narrow (17 mm)	
EAM070307	□ Handrim mount, super narrow (7 mm)	(Only stainless stell handrim; not with lightweight wheel)
EAM070250	□ Handrim cover, rubber	(not for handrim Titan)

## WHEEL CAMBER

(Choose only one option)

EAM070600	● Camber 0°	
EAM070601	□ Camber 1°	
EAM070602	□ Camber 2°	
EAM070603	□ Camber 3°	
EAM070604	□ Camber 4°	

(1): Not in combination with tip assist and swing-away anti tip

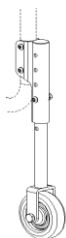
For more information

(3): *no solid tyres*  
(4): *no spoke guard possible*

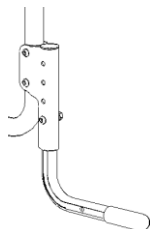
visit our webpage  
[www.SunriseMedical.eu](http://www.SunriseMedical.eu)  
© Sunrise Medical 2021 4/5



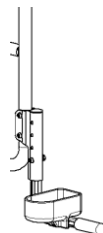
## Frame Accessory



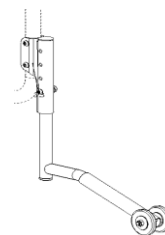
1247  
Transitwheel



EAM090001  
Tip assist



EAM090009  
crutch holder



EAM090004  
anti tip

## Rear wheel



5172  
Universal



EAM070002  
Design



EAM070003  
Lightweight



EAM070005  
Spinergy

## Tires



5125  
Right Run



EAM070106  
Two Grip Down Town



EAM070104  
Marathon Evolution



EAM070009  
Mountainbike



= Standard



= No cost option



= Cost option

Price in €

**SPOKE GUARDS**

EAM070831	<input type="checkbox"/> Transparent		
EAM070823	<input type="checkbox"/> Princess	EAM <input type="checkbox"/> Abstract	EAM <input type="checkbox"/> Flying Water
EAM070808	<input type="checkbox"/> Dancing Bear	EAM <input type="checkbox"/> Racing	EAM <input type="checkbox"/> Basketball
EAM070818	<input type="checkbox"/> Jungle Fever	EAM <input type="checkbox"/> Pool	EAM <input type="checkbox"/> Basketball 2
EAM070829	<input type="checkbox"/> Superhero	EAM <input type="checkbox"/> Dirt Race	EAM <input type="checkbox"/> Oriental
EAM070816	<input type="checkbox"/> Happy Lions	EAM <input type="checkbox"/> Feather	EAM <input type="checkbox"/> Rotation
EAM070832	<input type="checkbox"/> Water World	EAM <input type="checkbox"/> Hot Wheels	EAM <input type="checkbox"/> Grafik
EAM070825	<input type="checkbox"/> Randolph	EAM <input type="checkbox"/> Chrome Wheel	EAM <input type="checkbox"/> Bibbo
EAM070819	<input type="checkbox"/> Monkeys	EAM <input type="checkbox"/> Graffiti	EAM <input type="checkbox"/> Fantasy
EAM070821	<input type="checkbox"/> Pirates	EAM <input type="checkbox"/> Creative	EAM <input type="checkbox"/> Galactica
EAM070830	<input type="checkbox"/> Tiger	EAM <input type="checkbox"/> Silk	EAM <input type="checkbox"/> Cheese
EAM070833	<input type="checkbox"/> Zebra	EAM <input type="checkbox"/> Space	

**WHEEL LOCKS**

(Choose only one option)

EAM060001	<input type="radio"/> Standard brake	
EAM060002	<input type="checkbox"/> Knee-lever brake	
EAM060010	<input type="checkbox"/> Brake lever extension, knee-lever brake, fold-down	
EAM060023	<input type="checkbox"/> Compact brake EVO	(Not with mountainbike rear wheel)

**ACCESSORIES**

EAM090000	<input checked="" type="radio"/> Tool kit	
EAM090024	<input type="checkbox"/> High pressure pump (0 - 14 bar)	
EAM090025	<input type="checkbox"/> Air pump	
EAM090009	<input type="checkbox"/> Crutch holder, loop	
EAM090026	<input type="checkbox"/> Mobile phone pocket	

**COLOURS**

Please consult our colour catalogue to review your colour choice

	Frame	Handrim	Rim/Hub (1)		Frame	Handrim	Rim/Hub (1)
01 White RAL 9010	<input type="radio"/>	<input type="checkbox"/>		27 Graphitemetallic	<input type="radio"/>	<input type="checkbox"/>	
02 Brilliant Silver	<input type="radio"/>	<input type="checkbox"/>		28 Platinmetallic	<input type="radio"/>	<input type="checkbox"/>	
03 Silver Matt	<input type="radio"/>	<input type="checkbox"/>		29 Black	<input type="radio"/>	<input type="checkbox"/>	<input type="checkbox"/>
04 Silver	<input type="radio"/>	<input type="checkbox"/>		31 Matt Black	<input type="radio"/>	<input type="checkbox"/>	<input type="checkbox"/>
06 Sun Yellow	<input type="radio"/>	<input type="checkbox"/>		32 Signal White	<input type="radio"/>	<input type="checkbox"/>	
07 Brilliant Lime	<input type="radio"/>	<input type="checkbox"/>		33 Pink	<input type="radio"/>	<input type="checkbox"/>	
08 Matt Lime	<input type="radio"/>	<input type="checkbox"/>		34 Dark Chocolate Metallic	<input type="radio"/>	<input type="checkbox"/>	
14 Blue	<input type="radio"/>	<input type="checkbox"/>	<input type="checkbox"/>	35 Skyblue	<input type="radio"/>	<input type="checkbox"/>	
15 Brilliant Marine	<input type="radio"/>	<input type="checkbox"/>		36 Cyan-Metallic	<input type="radio"/>	<input type="checkbox"/>	
16 Matt Marine	<input type="radio"/>	<input type="checkbox"/>		37 Marsred (Orange)	<input type="radio"/>	<input type="checkbox"/>	
21 Red Ruby	<input type="radio"/>	<input type="checkbox"/>		39 Cappuccino	<input type="radio"/>	<input type="checkbox"/>	
22 Brilliant Red	<input type="radio"/>	<input type="checkbox"/>	<input type="checkbox"/>	40 Kiwi	<input type="radio"/>	<input type="checkbox"/>	
23 Matt Red	<input type="radio"/>	<input type="checkbox"/>	<input type="checkbox"/>	41 Flamingo-Glitter	<input type="radio"/>	<input type="checkbox"/>	
24 Tutti Frutti Orange	<input type="radio"/>	<input type="checkbox"/>		42 Matt-Anthraxite	<input type="radio"/>	<input type="checkbox"/>	
19 Brilliant Purple	<input type="radio"/>	<input type="checkbox"/>		43 Azuri Blue	<input type="radio"/>	<input type="checkbox"/>	
20 Matt Purple	<input type="radio"/>	<input type="checkbox"/>					
26 Silver Texture	<input type="radio"/>	<input type="checkbox"/>					

(1) Only with universal rear wheel 22" and 24"

**Comments for special build** - please apply for a quote; lead time conditions my change.

built4me

**Easy<sup>max</sup> - Base Price**

Option price

Packaging and transport

Exclusive VAT

VAT.

**Total Price**

Sunrise Medical Customer service

Address: Kahlbachring 2-4, D-69254 Malsch/Heidelberg

Tel. +497253 980-0

Fax. +497253 980-222

E-mail: export@sunrisemedical.de

Website: sunrisemedical.eu



www.SunriseMedical.eu

© Sunrise Medical 2021 5/5

## Handrim



EAM070208  
Max Grepp

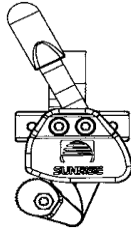


EAM07207  
Supergrip

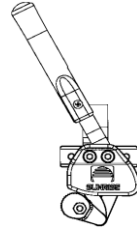
## Brake



EAM060001  
Standard



EAM060002  
Knee lever



EAM060010  
extension for knee lever



EAM060003  
Compact

## Accessory



EAM090024  
High pressure pump



EAM090025  
air pump